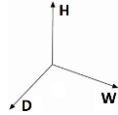



# BTH 12 VRLA Battery Bank



**No Battery Inside**  
**Final Customer decides type of Battery**  
**For Lead AGM Battery**  
**Output: 24 VDC 12 Ah**  
**Protection: Fuse**  
**Connection with screws**  
**Short circuit Protection**  
**IP20**  
**Wall Mount with screws**

## Feature

Battery Bank for DC-UPS "All In One". Lead AGM, VRLA technology, maintenance-free lead-acid batteries with serial fuse. Simple connection with screws for Wall mount.

## Technical Data

Nominal Input Voltage	<b>24 VDC</b>
Battery Type for Lead AGM	<b>No Battery</b>
Dimension (WxHxD)	<b>98x95x151 mm</b>
Protection Fuse	<b>Flat type Mini 25 A</b>
Recovery Fuse	<b>Flat type Mini 25 A</b>

## Charging Data

End-of-charge Voltage (trickle charge) 20°C	<b>27.5 VDC</b>
End-of-charge Voltage (trickle charge) 30°C	<b>26.8 VDC</b>
End-of-charge Voltage (trickle charge) 40°C	<b>26.1 VDC</b>
Max. permissible charging current	<b>3.6 A</b>

## Discharging Data

Battery disconnection from CBI	<b>&lt; 19 VDC</b>
Max. permissible Discharging current	<b>25 A</b>
Self-discharge rate at 20 °C	<b>15% x month</b>

## General Data

Protection Degree (EN/IEC 60529)	<b>IP 20</b>
Protection Class	<b>III</b>
Connection Terminal Block Screw Type	<b>0.5-16 mm<sup>2</sup> (20-6 AWG)</b>
Dimension (WxHxD)	<b>205x201x107 mm</b>
Weight	<b>8.5 kg</b>
DIN Rail	<b>Yes</b>
Wall mount	<b>Yes</b>

## Climatic Data

Ambient Temperature operation	<b>0 ... 40 °C</b>
Ambient Temperature Storage	<b>0 ... 40 °C</b>
Humidity at 25 °C, no condensation	<b>95 %</b>

## Norms and certifications

The CE mark in According to EMC Directive 2004/108/EC and Low voltage Directive 2006/95/EC.

## Electrical Safety

In compliance to UL508.

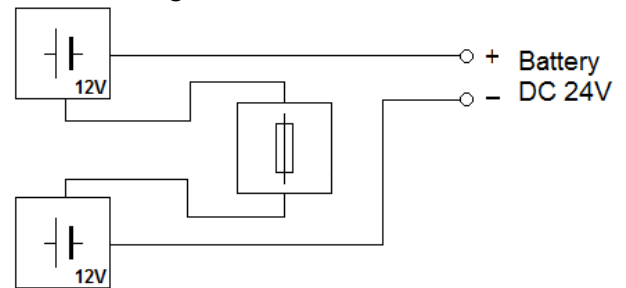
According to EN 60950-1/VDE 0805 (SELV) and EN 50178/VDE 0160 (PELV).

## Buffering time (min)

Battery Size	1.3 Ah	3 Ah	7 Ah	12 Ah
Load 1.5 A	20	60	200	400
Load 3 A	8	30	120	240
Load 5 A	3	15	55	100
Load 7.5 A	2	10	30	60
Load 10 A	No	7	20	45
Load 12 A	No	3	12	30

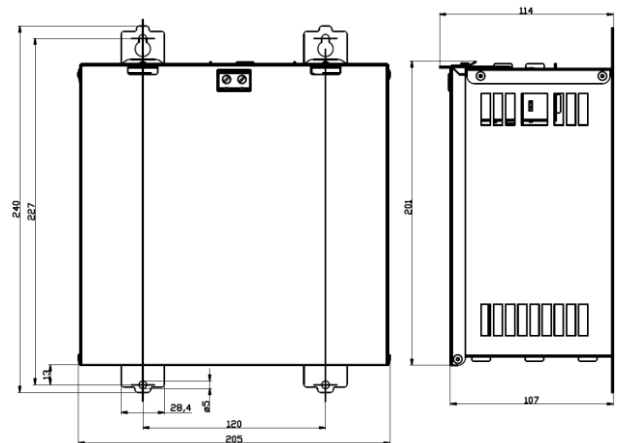
Load 15 A	No	No	9	20
Load 20 A	No	No	7	13

## Electrical Diagram



## Drawings

### Wall Mount



## Accessory

Protection Fuse Flat Type Mini 25 A

